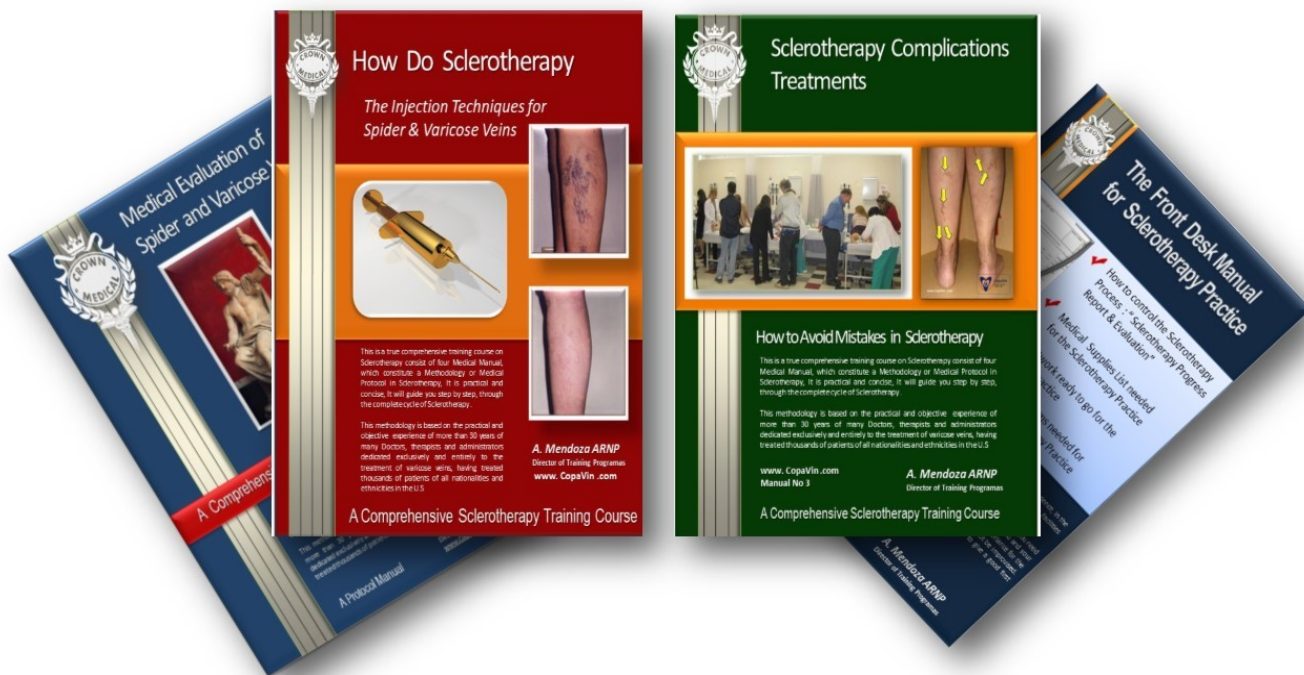


These Sclerotherapy Textbooks gather 30 years of practical experiences of Many MD and RN dedicated only to performing Sclerotherapy.



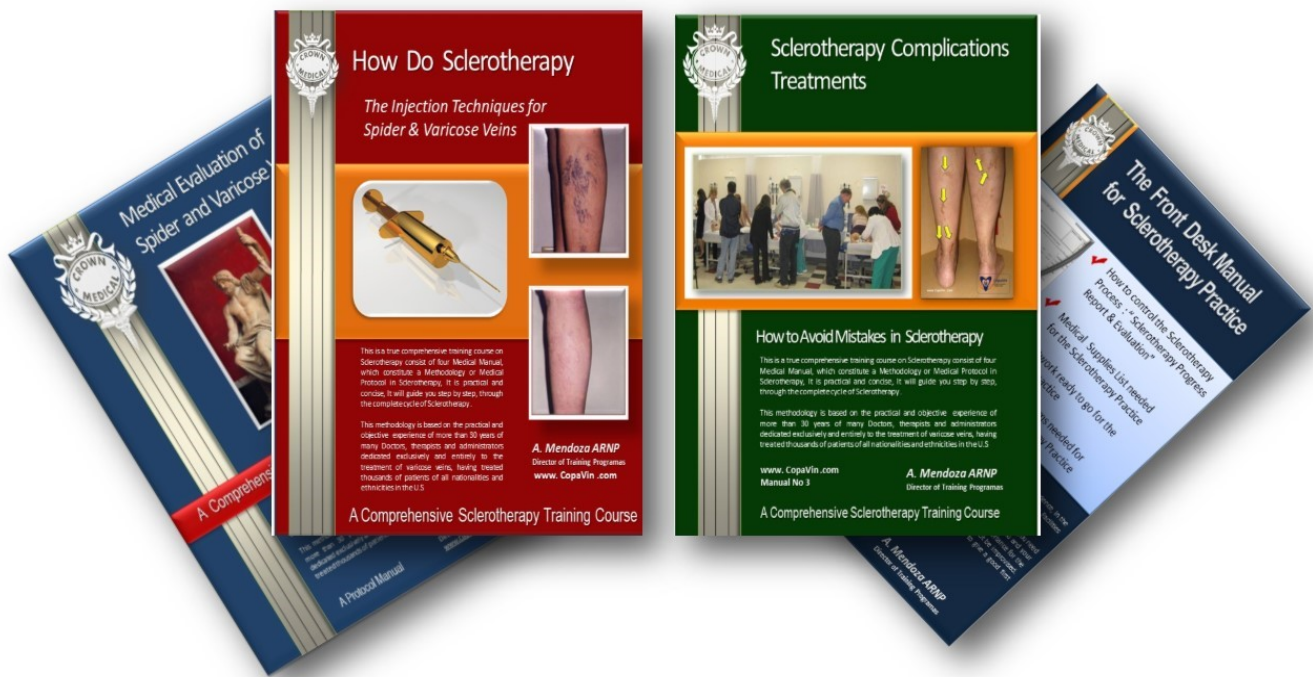
Get all 4 Sclerotherapy Textbooks which you can consult over and over

Lets Look at each textbook

Book Index

Sample Pages

Scope



Observe the level of detail and depth of each topic. And its practical use when implementing Sclerotherapy in your office

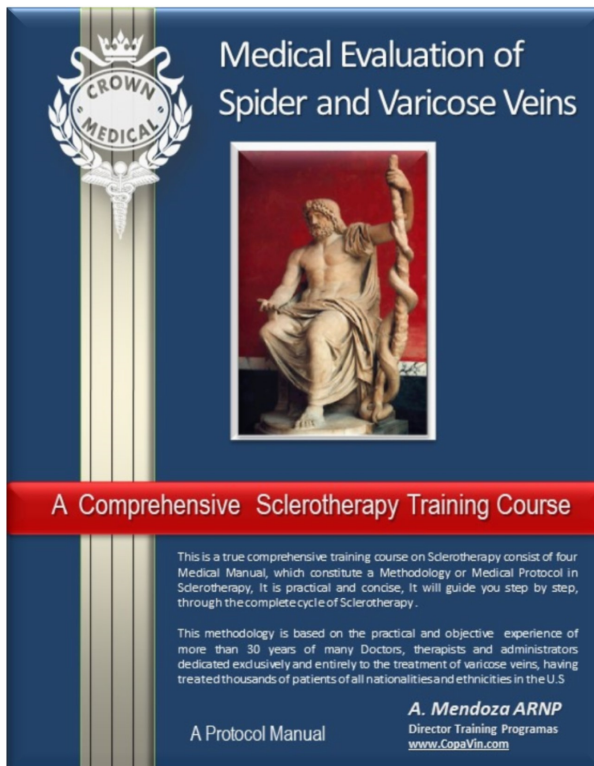
SCLEROTHERAPY MANUAL TOC



Crown Medical presents their Book, & Courses in the same logical order in which each task occurs when treating a patient's varicose disease. Each chapter tackles a milestone within the:

"The Sclerotherapy Cycle"

Manual No 1



All Elements needed to consider when performing a Medical Evaluation of Varicose Veins of the Lower Extremities

Which includes topics such as The 11 steps of the 1st Medical Visit, Differential Diagnosis, Vascular test, Vein Classification, 2nd Visit considerations, How to Prepare a Treatment Plan for Sclerotherapy

Review content of this manual



Medical Evaluation of Spider and Varicose Veins



A Comprehensive Sclerotherapy Training Course

This is a true comprehensive training course on Sclerotherapy consist of four Medical Manual, which constitute a Methodology or Medical Protocol in Sclerotherapy, It is practical and concise, It will guide you step by step, through the complete cycle of Sclerotherapy .

This methodology is based on the practical and objective experience of more than 30 years of many Doctors, therapists and administrators dedicated exclusively and entirely to the treatment of varicose veins, having treated thousands of patients of all nationalities and ethnicities in the U.S

A Protocol Manual

A. Mendoza ARNP

Director Training Programas
www.CopaVin.com

Sclerotherapy Manual No 1

Of the Comprehensive Sclerotherapy Course



Medical Considerations for the Evaluation of Spider and Varicose Veins

1st Medical Evaluation

Venous Map

Vascular Diagnostics Testing

The Second Medical Visit Considerations

Making Sclerotherapy Treatment Estimates

How to Prepare a Treatment Plan for Sclerotherapy

A. Mendoza, ARNP
Director of Training Programs

The First Medical Visit

Objectives of this Chapter:

- **Creating a specialized and integral medical record of the venous pathology.**
- **Becoming familiar with the physical exploration techniques of the lower-limb venous system for a fast and accurate diagnosis.**
- **Understanding, identifying and applying the multifactorial assessment scale for the lower limbs.**
- **Determining the vascular diagnosis tests to be applied to the venous pathology.**
- **Making the differential diagnosis of varicose disease.**
- **Classifying the patient per category for the purpose of facilitating the selection of the most adequate line of therapy.**
- **Determining the necessary information elements to include in the specialized medical record for the vascular insufficiency of the lower limbs.**

Table of Contents



CHAPTER	PAGE
1.– Medical Evaluation for Varicose Veins	1-42
The Eleven Steps of the First Visit	3-39
Physical Examination	10-12
Functional Tests	13-17
3D Venous Map	17-19
Venous Classification—Multifactor Scale	20-32
Differential Diagnosis of Varicose Veins LE	33-35
Managing Therapy Options of Varicose Veins	35-39
Charts and Summary of the First Medical Visit	40-42
2.– The 3D Venous Map	43-69
Objective and Benefits of the Venous Map	43-45
Venous Map of the Lower Extremities	46-50
Procedure for Filling out the Venous Map	51-52
International Venous Classification (CEAP)	52-59
Varicose Veins Scale and Categories	60-64
Charts and Summary of the Steps for 3D Venous Map	65-69

Objectives of this Chapter:

Venous Mapping

- Representing or documenting the patient's venous pathology in graphical form.
- Identifying the affected areas and their anatomical interrelationship with the lower-limb vein and artery network.
- Acquiring the basic knowledge to represent the incompetent perforators.
- Using the documentation of the 3D Venous Map in order to apply the therapy estimate technique for each patient, which is a basic element for choosing the treatment technique.
- Establishing the venous map as a vehicle for controlling the therapy process, as well as for communication between the doctor and his or her therapists.

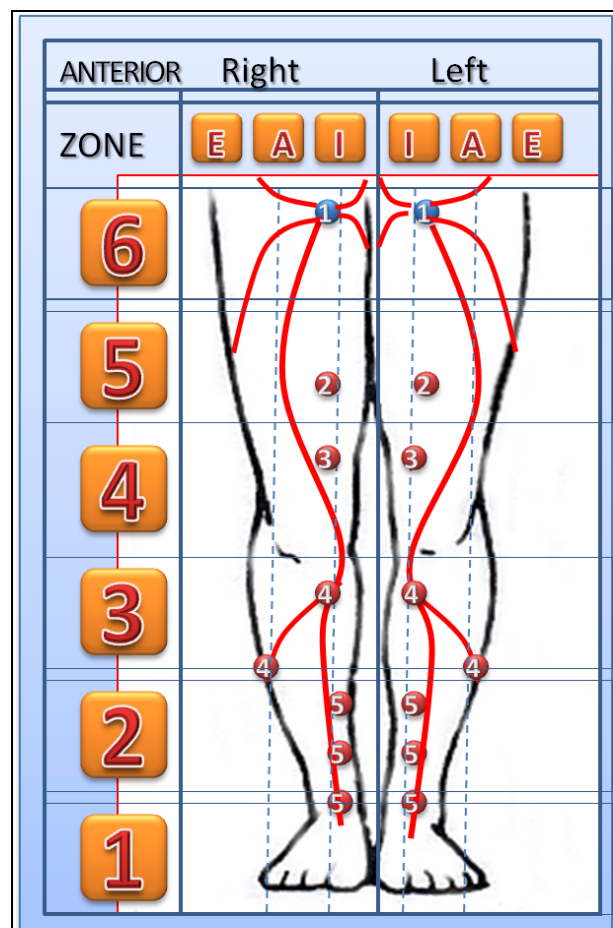


Table of Contents

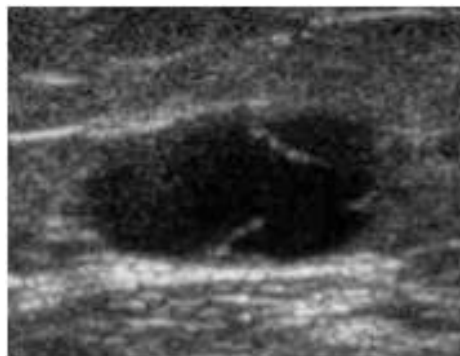


CHAPTER	PAGE
3. Vascular Tests for Sclerotherapy	80
Types of Vascular Tests	82
Arterial Doppler	89
Steps for Arterial Doppler	93
Arterial Imaging	105
The How and Why of Venous Examinations	108
Techniques Used in the Examination	112
Deep Vein System	115
Superficial Vein System	118
Charts and Summary of Vascular Tests	121
4. The Second Medical Visit	125
Evaluating Test Results	126
Sclerotherapy Indications & Contraindications	127
Results Derived from the Second Visit	129
Educating the Patient	130
Informed Consent	136
Charts and Summary of the Second Visit	140

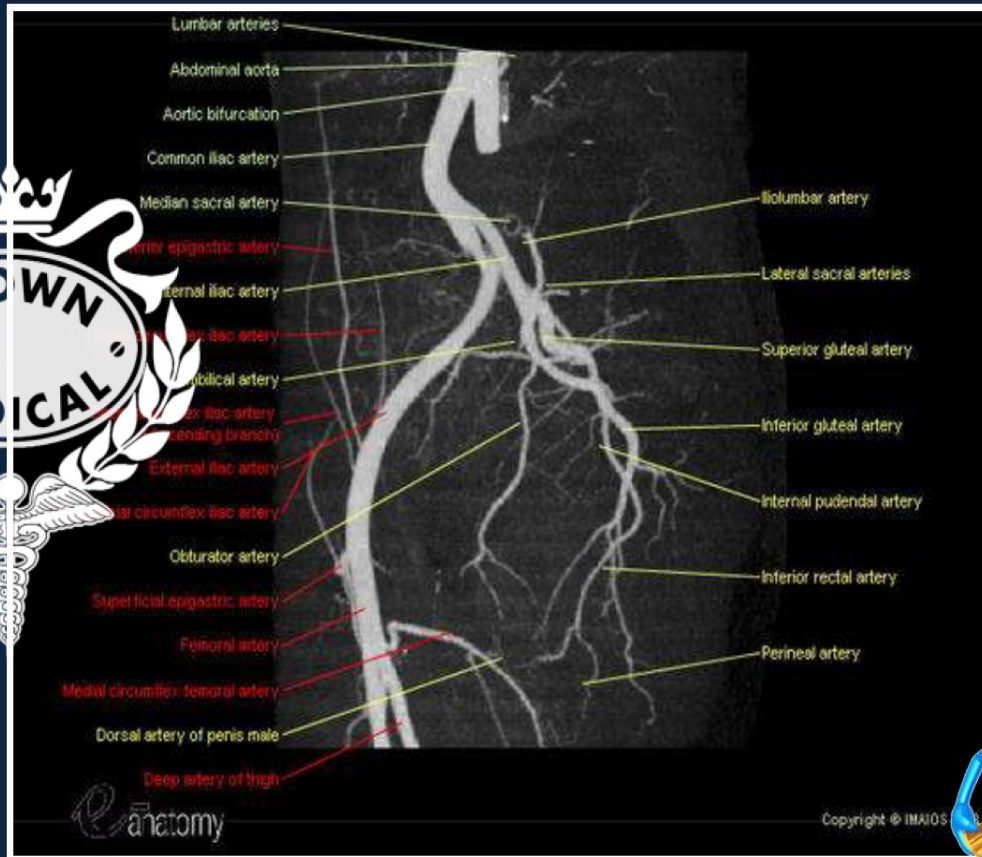
Objectives of this Chapter:

Vascular Testing

- **Knowing the different characteristics and non-invasive diagnostic tests for the study of vascular insufficiency of the limbs.**
- **Determining what the indications are for the Arterial Doppler and the Venous Doppler.**
- **Identifying what the indications are for vascular ultrasound, both arterial and venous.**
- **Recognizing the most frequent results of lower-limb vascular tests.**
- **Knowing the alert signs of the Arterial Doppler and the Venous Doppler.**



We evaluate each important perforator that may be affected .



The Anatomy of the affected areas

Objectives of this Chapter:

Second Visit

- Identifying the sequence of events or steps in the second visit by the varicose disease patient.
- Interpreting the results of vascular, venous and arterial tests.
- Establishing inclusion and exclusion criteria.
- Managing the expectations of the patient and the physician.
- Stating the informed consent requirements.



Table of Contents

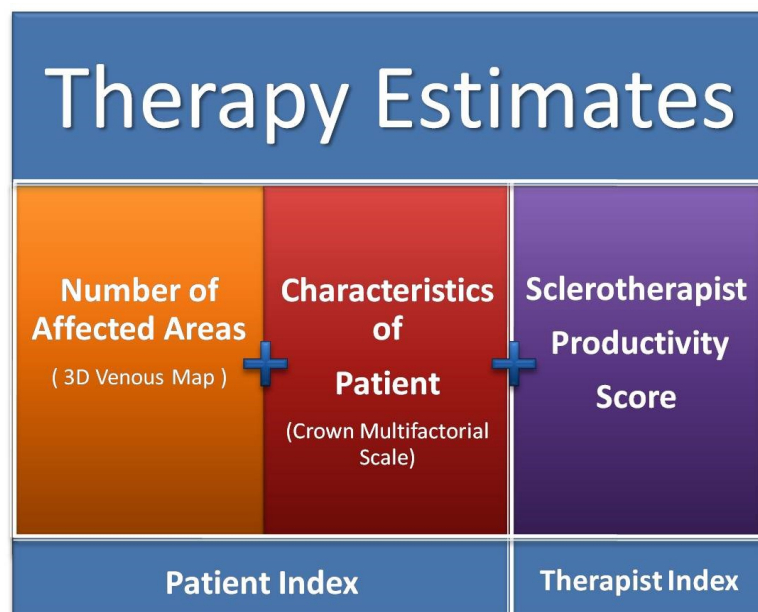


CHAPTER	PAGE
5. How to Make Sclerotherapy Estimates	
Importance of Estimates	145
Problems with the Estimates	148
Methodology for Making Estimates <i>The Six Steps</i>	150
Patient Index-Mathematical Formula	151
Therapist Index-Mathematical Formula	153
Estimate of Required Therapies Mathematical Formula	158
6. Treatment Plan for Sclerotherapy	
Elements to be Considered in the Treatment Plan	165
The 8 Steps for Developing the Treatment Plan	168
Goals to be Reached with Sclerotherapy	173
Pre-Sclerotherapy Recommendations	177
Summary Chart of the Treatment Plan	178

Objectives of this Chapter:

Sclerotherapy Estimates

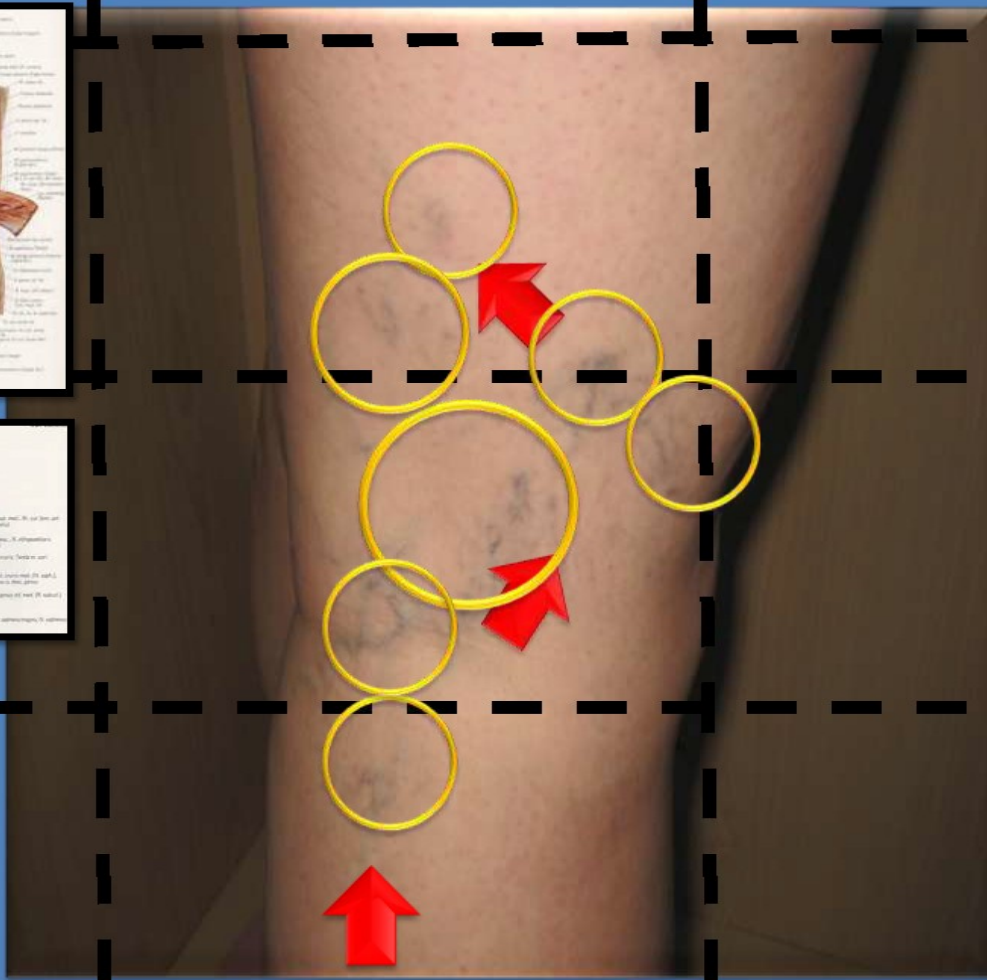
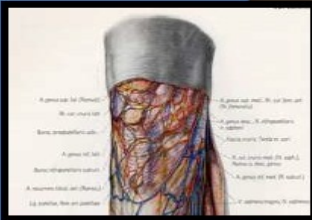
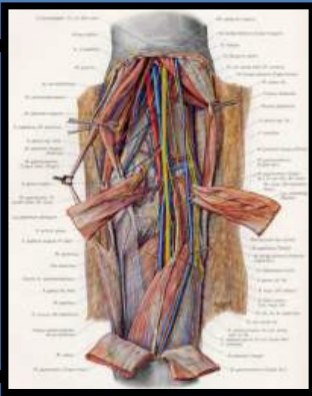
- Learning about the organizational, administrative and medical importance of therapy estimates.
- Recognizing the benefits to be obtained by calculating the estimates in terms of controlling sclerotherapy process.
- Identifying the main challenges that may arise when making sclerotherapy estimates.
- Knowing the main basis for making estimates.
- Learning the methodology for making sclerotherapy estimates.



Sclerotherapy Estimates

Sample Area No 2

www.CrownMedicalCenter.com



Objectives of this Chapter:

Treatment Plan

- Identify all the elements that are taken into account for developing the sclerotherapy treatment plan.
- Learn the sequence and considerations while developing the treatment plan.
- Make a treatment plan.
- Variants of the treatment plan.
- Changes to the treatment plan.



Table of Contents



CHAPTER

PAGE

7. Medical Reference for Varicose Disease

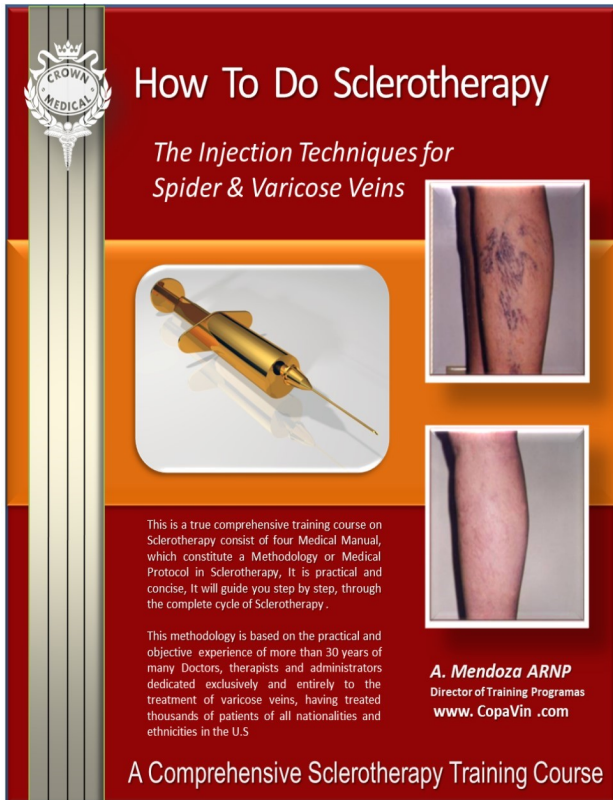
Anatomy and Physiology of the Vein System	181
Deep Vein System	183
Superficial Vein System	184
Perforators	187
Anatomical References	191
The Endothelium and its Functions	195
Physiology of the Vein System	199
Pathophysiology of Varicose Veins	201
Manifestations, Conditions and Complications	210
Photographic References/ <i>Before & After—Side</i>	216
<i>Effects</i> Graphic Summary of the Full Sclerotherapy Cycle	229

Objectives of this Chapter:

Medical Reference for the treatment of Varicose Veins

- **Briefly reviewing venous anatomy and physiology**
- **Knowing the characteristics of the venous system**
- **Briefly covering the functioning of veins and their endothelium**
- **Becoming acquainted with the physiopathology of varicose disease**
- **Classifying varicose veins and their relationship with the treatment**
- **Determining the clinical manifestations of varicose veins**
- **Making a differential diagnosis for varicose disease**
- **Being familiar with the complications of varicose veins**

Manual No 2



This manual teaches you How to Do Sclerotherapy for Spider and Varicose Veins of the Lower Extremities It is a 222 Pages Manual divided - into five Chapters It gives you a detail description on how to perform the actual injection, It gives you the Tips and Pearls of the practice , It also offers the Sclerotherapy protocol to follow when doing Sclerotherapy . All based on the practical experience of those who have been doing sclerotherapy for the past 30 Years

Review content of this manual



How To Do Sclerotherapy

The Injection Techniques for Spider & Varicose Veins



This is a true comprehensive training course on Sclerotherapy consist of four Medical Manual, which constitute a Methodology or Medical Protocol in Sclerotherapy, It is practical and concise, It will guide you step by step, through the complete cycle of Sclerotherapy .

This methodology is based on the practical and objective experience of more than 30 years of many Doctors, therapists and administrators dedicated exclusively and entirely to the treatment of varicose veins, having treated thousands of patients of all nationalities and ethnicities in the U.S

A. Mendoza ARNP
Director of Training Programas
[www. CopaVin .com](http://www.CopaVin.com)

A Comprehensive Sclerotherapy Training Course

How to Perform Sclerotherapy

The 22 Injection techniques for Spider and Varicose Veins



Sclerotherapy Training Manual No 2

Of the Comprehensive Sclerotherapy Course

*A. Mendoza, ARNP
Director of Training Programs*

Www. CopaVin. Com

Objective of this Manual

How to Do Sclerotherapy

The Objective of this manual is to teach you **HOW TO DO SCLEROTHERAPY**

- It will teach you how to Do Sclerotherapy and will give you all the Tips and Pearl of the practice of Sclerotherapy
- It will teach you how to avoid common mistakes made in Sclerotherapy
- It will give you a the management protocol of control and Sequence of performing Sclerotherapy 13 step Check List
- It will explain the main Schools or Methods of Sclerotherapy

Presented in a simple and practical manner , Including simple but yet effective power point slides to make the point stick .

This manual is part No2 of the best Comprehensive Sclerotherapy Training Course , By CopaVin for the other manuals got to www.CopaVin.com

Www. CopaVin. Com

Together with your manual you will receive :

“ THE HANDS-ON VIDEOS “

Sclerotherapy Technique Films

By CopaVin

Comes in a Flash Drive , Part of the Comprehensive Sclerotherapy Training Course



You can watch it over and over

© WWW.Copavin.com



This Course takes you Step by Step :

“ Learn the Injection Techniques of Sclerotherapy “



A step by step
Guide to Sclerotherapy

Table of Contents



CHAPTER 1

PAGE

1.– Medical Definition and Reference of Sclerotherapy

1. What is Sclerotherapy	14
2. How does Sclerotherapy takes place	14
3. Physiopathology of Sclerotherapy	15
4. Functions of the endothelium	16
5. Layers of a Vein	17
6. How is the Sclerosing reaction initiated	18
7. Steps to damage the endothelium	19



Table of Contents



CHAPTER 2

PAGE

Sclerotherapy Schools / Methods

Description of the different Sclerotherapy Schools or Method	21
The Tournay Technique. French School	22
The Sigg Technique. Swiss School	24
The Fegan Technique. Ireland School	25
Bergan, Goldman, Hobbs. United States	29
Microfoam Technique	30




Table of Contents



CHAPTER 3 HOW TO DO SCLEROTHERAPY PAGE

The 22 Tips and Pearls of Sclerotherapy

1. How to select a syringe to do Sclerotherapy	34
2. How to Prepare Medication for Sclerotherapy	44
3. What is the best angle to inject	62
4. What should be the Bevel Position	67
5. How fast to press de plunger of the syringe	69
6. Skin color consideration what to do	73
7. Relation Between Diameter of the Varicose Veins and the concentration	75
8. The Seesaw Technique	79
9. Control the Pressure of the injection	84
10. The Anti Thrombus Technique	92
11. The Sequence to follow in Sclerotherapy	101
12. Avoiding Extravasation and necrosis	109
13. The Scissor Technique	118

Table of Contents



CHAPTER 3 HOW TO DO SCLEROTHERAPY

The 22 Tips and Pearls of Sclerotherapy

14. Spacing Technique in Sclerotherapy	122
15 Blocking the medication escape	129
16 Avoiding Hyperpigmentation	132
17 Antibiotic creams avoiding site infections	137
18 Elastic Bandage , Benefits and Risks	140
19 Area Cleaning	147
20. Patient Position / Room Lighting	150
21 Glasses , Visual Enhancement devices	154
22 Patient Post Sclerotherapy Information Avoiding conflicts	158
Reference / Video / Exercise	162

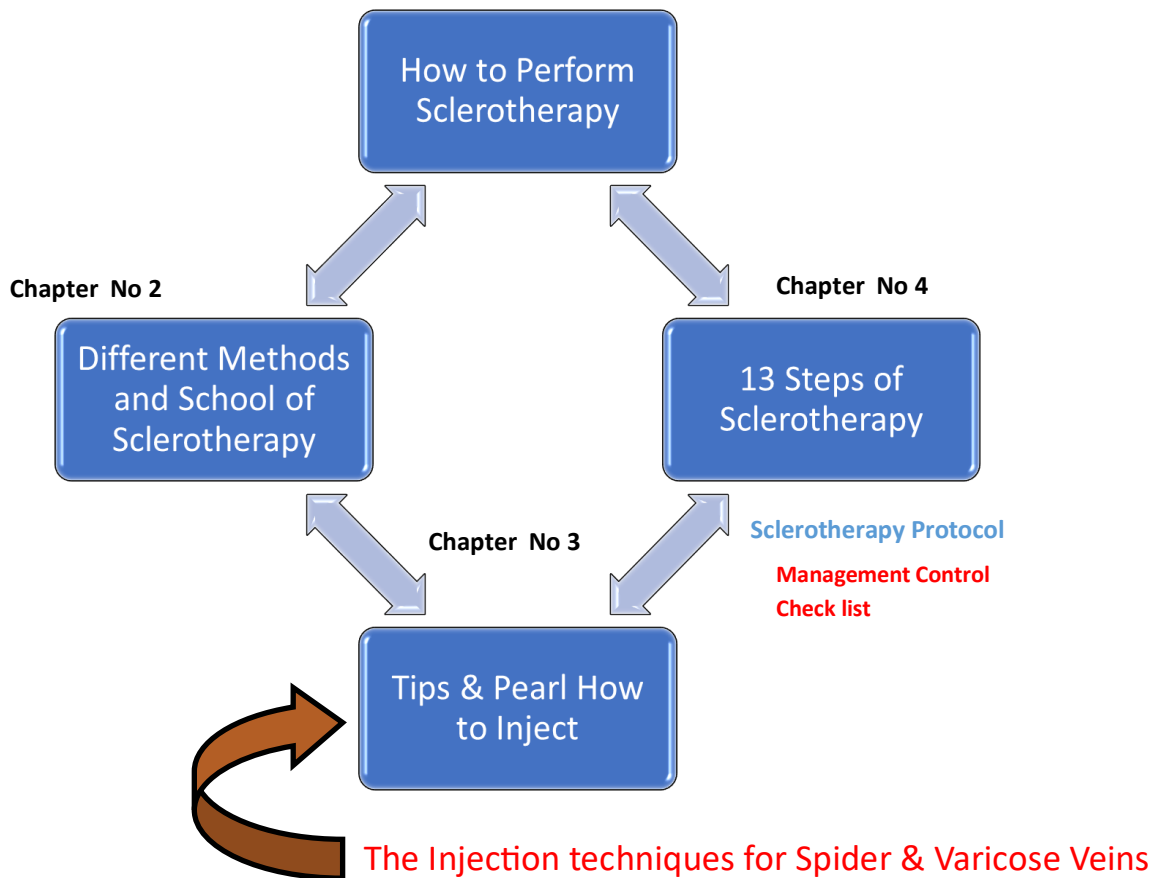
Table of Contents



CHAPTER 4	PAGE
Management and Control of Sclerotherapy	
A 13 Step by Step Check List	
1. Review the Treatment Plan	167
2. Authorization or Informed Consent	169
3. Prepare the Sclerotherapy Treatment Room	170
4. Sclerotherapy Supplies	172
5. Inspire Respect and Confidence in the Patient	175
6. Explain the Treatment Plan	176
7. Start the treatment in the Marked Area	178
8. Fill out the Medical Documentation	180
9. Information on Possible Side Effects	188
10. Post-Sclerotherapy Care	190
11. Continuity of Treatment. Schedule Appointment.	192
12. Remind the Pre-Sclerotherapy Recommendations	193
13. Review the Complete Process Again	195
Protocols Attachments	
1st Sclerotherapy	197
2nd Sclerotherapy	208

Chapter No 1

Medical Elements of Sclerotherapy - What is Sclerotherapy , Functions of the endothelium , Physiopathology of Sclerotherapy



Chapter No 5

Sclerotherapy Certification Examination

Www. CopaVin. Com

Sclerotherapy Technique Films

By CopaVin

Comes in a Flash Dr.



You can watch it over and over

© WWW. Copavin.com




This practical Sclerotherapy Training Program teaches you the injections techniques of Sclerotherapy





www. COPAVIN. Com

Www.CopaVin.com

Manual No 3

 **Sclerotherapy Complications Treatments**

How to Avoid Mistakes in Sclerotherapy

This is a true comprehensive training course on Sclerotherapy consist of four Medical Manual, which constitute a Methodology or Medical Protocol in Sclerotherapy, It is practical and concise, It will guide you step by step, through the complete cycle of Sclerotherapy .

This methodology is based on the practical and objective experience of more than 30 years of many Doctors, therapists and administrators dedicated exclusively and entirely to the treatment of varicose veins, having treated thousands of patients of all nationalities and ethnicities in the U.S

www.CopaVin.com
Manual No 3

A. Mendoza ARNP
Director of Training Programas

A Comprehensive Sclerotherapy Training Course

Sclerotherapy Complication Treatments. A must have manual , for the person that practices Sclerotherapy . It teaches you How to avoid mistakes in Sclerotherapy. Which explain the different treatment of Sclerotherapy complications , and How to control the progress of the Sclerotherapy

Review content of this manual

The Treatment of Sclerotherapy Complications

How to Avoid them

Sclerotherapy Progress Report



Sclerotherapy Training Manual No 3

Of the Comprehensive Sclerotherapy Course

A. Mendoza, ARNP

Director of Training Programs

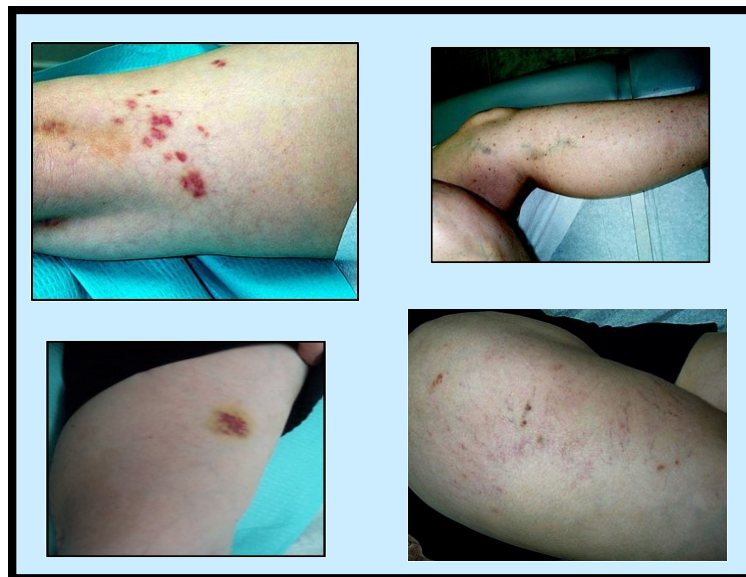
Www.CopaVin.com

Www.CopaVin.com

Objective of this Manual

Treating Sclerotherapy Complications

- Identifying complications that may arise in sclerotherapy.
- Finding out the causes and complications of side effects.
- Becoming familiar with the treatment of the most common complications in sclerotherapy.
- Determining preventive measures to avoid the complications of sclerotherapy.



Www.CopaVin.com

Table of Contents



CHAPTER	PAGE
8. Treating Sclerotherapy Complications	
List of Sclerotherapy Complications	10
Treatment of Each Comp ication	12
PAIN	14
A. Pain in Sensitive Area	
B. Pain Caused by Medication	
Urticaria	16
Hirsutism	19
Skin Necrosis,	21
Folliculitis / Compression Blister	29
Hyperpigmentation	30
Superficial Thrombophlebitis	38
Removing Clot	50
Neovascularization	52
Damage to a Nerve	61
Mild Systemic Reaction	62
Allergic Reaction	63
Vasovagal Reaction	63
Prodromal Symptoms	66
Serious Systemic Reactions	68
Major Allergic Reaction	69
Arterial Injection	71
Pulmonary Embolism and DVT	74
Eight Factors that Increase Risk of DVT/PE	77
Treatment for DVT	80
Gaseous Embolism	85
10 Key Points to Avoid Complications	86

Table of Contents



CHAPTER

PAGE

2. Sclerotherapy Progress Control

Objectives of Controlling the Progress of Treatment	93
The Importance of Therapy Progress Report	95
Goals of the Sclerotherapy Progress Report	106
Type and Frequency of the Report	107
Therapist Report on the Progress of Sclerotherapy	113
Physician Report on the Treatment Plan	118
Chart and Summary of Sclerotherapy Progress Control	123

In this manual you will learn “ The Treatments of Sclerotherapy Complications



Copavin Sclerotherapy Seminars

Case No 8

What went wrong in this sclerotherapy

Open bulge and hyperpigmentated



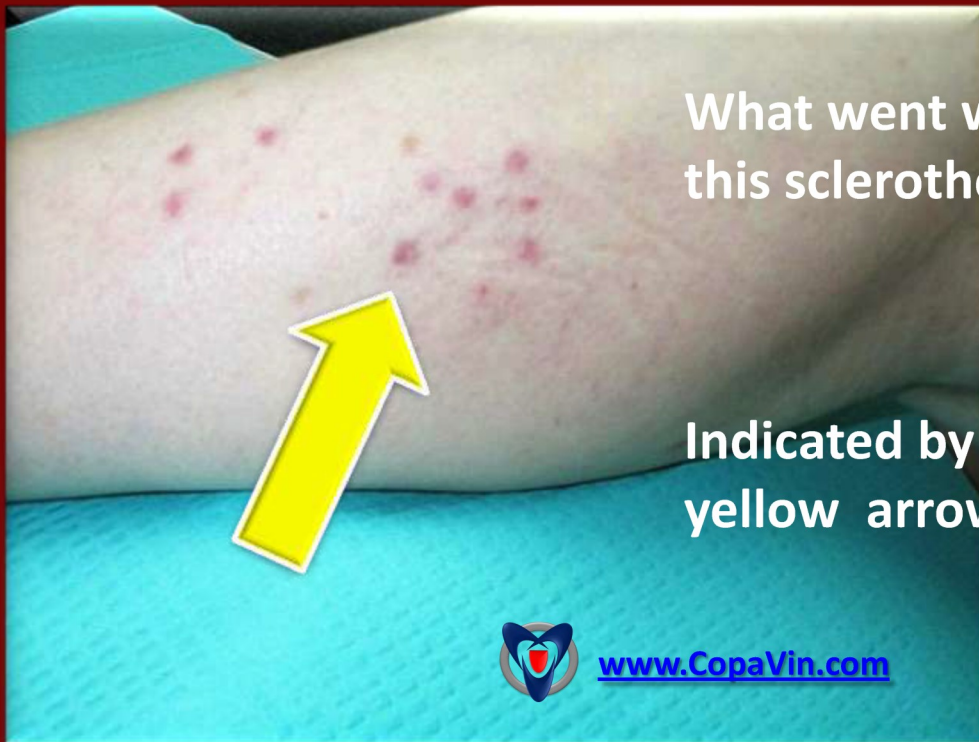
And how to Avoid these pitfalls of Sclerotherapy

In this manual you will learn “ The Treatments of Sclerotherapy Complications



Copavin Sclerotherapy Seminars

Case No 2



What went wrong in this sclerotherapy ?

Indicated by the yellow arrow ?



www.CopaVin.com

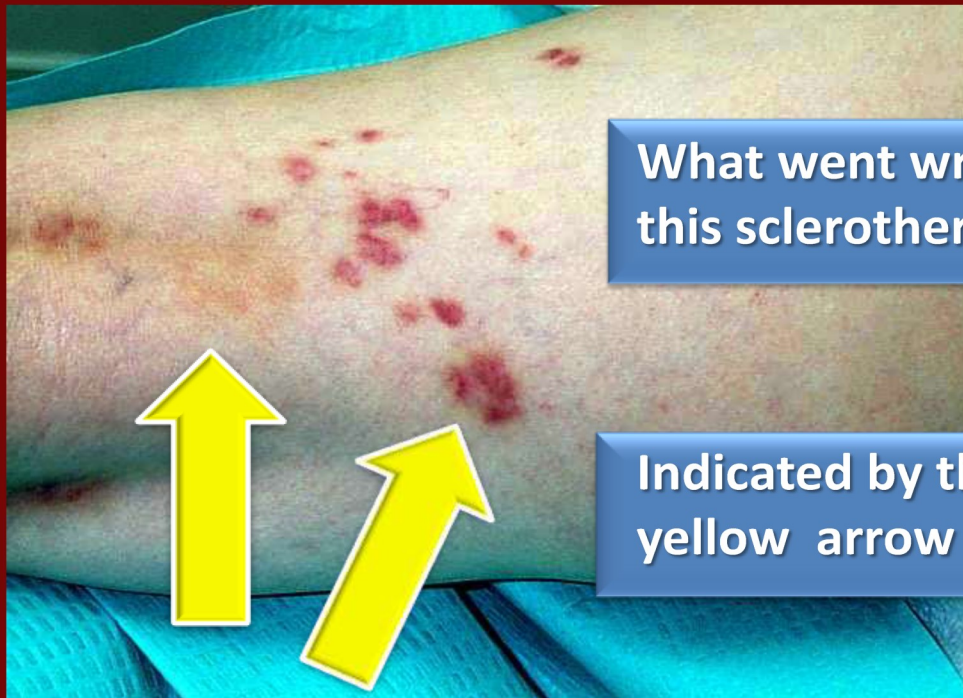
And how to Avoid these pitfalls of Sclerotherapy

In this manual you will learn “ The Treatments of Sclerotherapy Complications



Copavin Sclerotherapy Seminars

Case No 3



What went wrong in this sclerotherapy ?

Indicated by the yellow arrow ?

And how to Avoid these pitfalls of Sclerotherapy

TESTIMONIALS FROM YOUR COLLEAGUES



Crown Medical conducts post seminar surveys in order to maintain the utmost quality in our courses, and incorporates any and all suggestions that may arise. We conducted these surveys by groups in three phases, immediately after the seminar, six months after, and a year after. These are some of the most typical comments expressed by our students:

COMMENTS

"I can't believe I didn't do this sooner, I've missed out on a lot of time with my family, and money".

"I didn't know you could bill Medicare and some insurance companies."

"After I took all the courses on performing Sclerotherapy, my life changed for the better."



"I was thinking this course would be the same as all other CME's, but Crown Medical made it easy and interesting. I found the practical application and teaching methods to be very helpful." Impressive.

"As an RN I'm glad I took this course it has opened many doors for me". Now I have many Doctors call me to work for them. They want my Sclerotherapy expertise"



"Where were you guys? My only regret is not having done this course before"

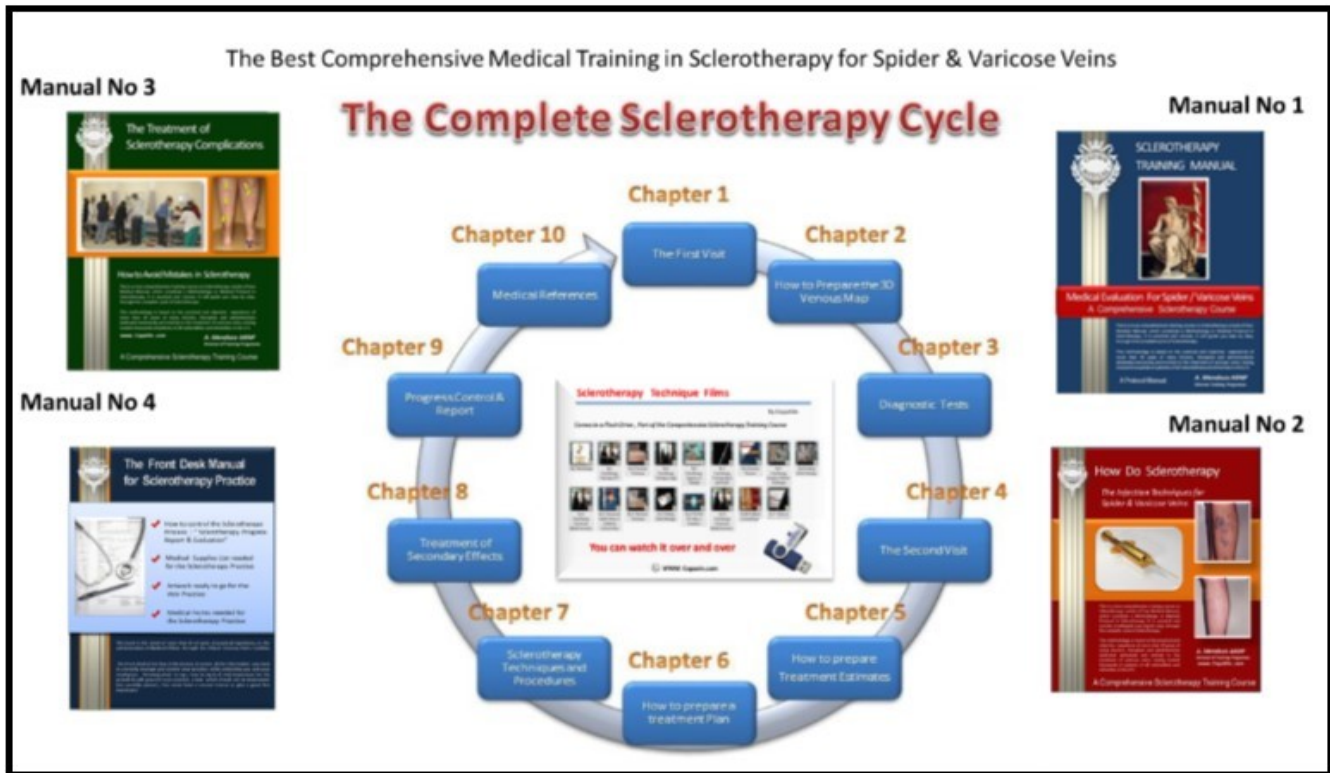
"I wish all my returns on investments were as solid as my decision to take your course. Thank you to Dr. Mason and Crown Medical"

"Thanks for the class. As a Physician Assistant I can't believe I didn't take it before. It was 100% better than I thought, not only because of the presentations and materials but the didactics as well, you can tell the experience the professor has"

"The only regret I have is not bringing my staff with me to the course, But now since everybody is trained, I can go on vacation and relax"

Sclerotherapy Training Course

Based on the practical experience of those who have been doing sclerotherapy for the past 30 Years, and ONLY sclerotherapy



Manual No1 : **Medical Evaluation of Varicose Veins of the Lower Extremities** 175 pages divided into 6 chapters, Differential Diagnosis, Vascular Testing, Vein Classification, 2nd Visit , Treatment Plan and Treatment Estimate, Venous Mapping.

Manual No2 : This manual teaches you **How to perform Sclerotherapy** for Varicose Veins of the Lower Extremities It is a 222 Pages Manual divided - into five Chapters It gives you a detail description on how to perform the actual injection, It gives you the Tips and Pearls of the practice , It teaches How to avoid common mistakes when performing this procedure. It also gives you the Sclerotherapy protocol to follow when doing Sclerotherapy .

Sclerotherapy Injection Techniques Videos : A set of 10 videos explaining different topics of performing Sclerotherapy, Including the ATT technique, The seesaw technique etc. Included with the manual HOW TO DO SCLEROTHERAPY

Manual No 3 : **The Treatment of Sclerotherapy complication** , A must have manual , for the person that practices Sclerotherapy . It teaches you How to avoid mistakes in Sclerotherapy . It is a 125 Pages divided - into 2 Chapters Which explain the different treatment of Sclerotherapy complications , and How to control the progress of the Sclerotherapy

Manual No4 : **The Front Desk Manual for the Practice of Sclerotherapy** . It gives you all the basic Management Elements required to control and implement the Vein Practice, From Marketing Sample ready to go, to Medical Reference need for Sclerotherapy , To Medical Control Forms . Is like a management protocol manual that will save lots of headache.

A Comprehensive Sclerotherapy Training Course

What they don't teach you in the seminar , which are the common mistakes when performing sclerotherapy , How to avoid them, How to treat them . Based on the experience of doing Sclerotherapy every day for 30 years



A. Mendoza ARNP
Director of Training Programas

[www. CopaVin .com](http://www.CopaVin.com)



Based on 30 Years of Experience Performing Sclerotherapy and only Sclerotherapy

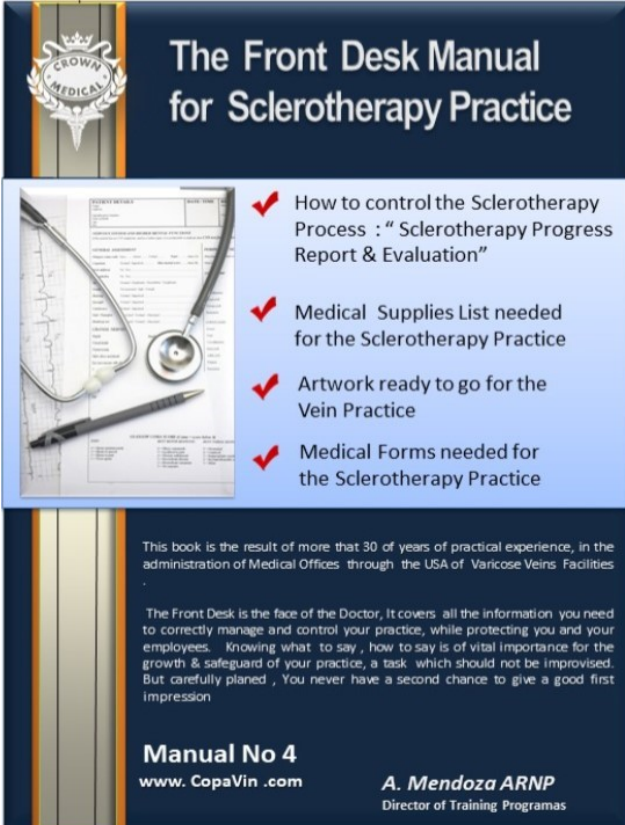
Manual No 3
[www. CopaVin .com](http://www.CopaVin.com)

© All rights reserved

- 1.- *Step by Step Sclerotherapy Training Course*
- 2.- *A practical Approach*
- 3.- *The Business & Marketing side of Sclerotherapy.*



Manual No 4



**The Front Desk Manual
for Sclerotherapy Practice**

- ✓ How to control the Sclerotherapy Process : “ Sclerotherapy Progress Report & Evaluation”
- ✓ Medical Supplies List needed for the Sclerotherapy Practice
- ✓ Artwork ready to go for the Vein Practice
- ✓ Medical Forms needed for the Sclerotherapy Practice

This book is the result of more that 30 years of practical experience, in the administration of Medical Offices through the USA of Varicose Veins Facilities

The Front Desk is the face of the Doctor, It covers all the information you need to correctly manage and control your practice, while protecting you and your employees. Knowing what to say , how to say is of vital importance for the growth & safeguard of your practice, a task which should not be improvised. But carefully planned , You never have a second chance to give a good first impression

Manual No 4
www.CopaVin.com

A. Mendoza ARNP
Director of Training Programas

The Front Desk Manual for the Practice of Sclerotherapy . Gives you all the basic Management Elements required to control and implement the Vein Practice, Marketing Sample ready to go, Offers all medical forms needed to control the process of Sclerotherapy. It offers the Exams and Certification for your internal training purposes It has all Medical Reference need for Sclerotherapy Practice,

Review content of this manual



The Front Desk Manual for Sclerotherapy Practice



- ✓ How to control the Sclerotherapy Process : “ Sclerotherapy Progress Report & Evaluation”
- ✓ Medical Supplies List needed for the Sclerotherapy Practice
- ✓ Artwork ready to go for the Vein Practice
- ✓ Medical Forms needed for the Sclerotherapy Practice

This book is the result of more that 30 of years of practical experience, in the administration of Medical Offices through the USA of Varicose Veins Facilities

The Front Desk is the face of the Doctor, It covers all the information you need to correctly manage and control your practice, while protecting you and your employees. Knowing what to say , how to say is of vital importance for the growth & safeguard of your practice, a task which should not be improvised. But carefully planed , You never have a second chance to give a good first impression

Manual No 4

www.CopaVin.com

A. Mendoza ARNP

Director of Training Programas



Table of Contents

CHAPTER 1 **PAGE**

1.– Medical Forms Needed

1. Vein Mapping Evaluation	10
2. Vein Assessment Table of Values	11
3. Evaluation of the Perforators	12
4. Legs Front Area Mapping	13
5. Vein Classification and Estimates Part I and II	14 15
6. Photographic Record Map Reference	16
7. Informed Consent	17
8. Medical Necessity	18
9. Medicare ABN (check always for new form)	19
10. Billing Form (Superbill)	20
11. Prior Sclerotherapy Evaluation Form	21
12. Pre– Sclerotherapy Recommendations	23
13. Sclerotherapy Record	24
14. Post Sclerotherapy Recommendation List	25
15. Treatment Progress Report	26
16. Sclerotherapy Progress Report	28
17. Physician Progress Report	34
18. Importance of the Progress Report	37



Table of Contents

CHAPTER 2 **PAGE**

2 Supplies Need in the Sclerotherapy Practice

Supplies List for the Sclerotherapy Practice 38

CHAPTER 3 **PAGE**

3 Sclerotherapy Training Photos of Cases and suggestions

41

Photographic Reference Sample with comment of what to do in each case , Training Material

CHAPTER 4 **PAGE**

55

4 Artwork Sample for the Vein Center for Sclerotherapy

Photographic Samples of different artwork Banners, Flags Postcards , Press





Table of Contents

CHAPTER 5 **PAGE**

3. Summary Charts and Training Material

1. Sclerotherapy Complications / Side Effects	74
2. Sclerotherapy Full Cycle	76
3. Summary 1st Visit	78
4. Summary of 2nd Visit	79
5. Venous Map	80
6. Elements to consider when evaluating area	81
7. Types of Vascular Testing	82
8. Educating the Patient	83
9. Therapy Estimates	84
10. 3D Venous Map	86
11. Crown Multifactorial Scale	87
12. Patient Index	89
13. Therapist Index	90
14. Treatment Plan Flowchart	91
15. Sclerotherapy Medication Increase / D. Method	93
16. Evaluation Flowchart	94
17. Second Sclerotherapy Flowchart	95



Included in this Manual

You get Art Ready Marketing Materials for Sclerotherapy Practice to increase your patient Base



Spider & Varicose Veins Treatment Special !
Best of all with Crown Medical, 30yrs of experience

\$75
Only \$75.00 Per therapy call for details

Before

After

www. Crown Medical Center . Com
The Experience you can trust

South Florida Locations
South Miami (305) 740-4444
Miami Lakes (305) 820-5001
Coral Springs (954) 255-1111



The experience you can trust
[www . Crown Medical Center .Com](http://www.CrownMedicalCenter.Com)



Save with this Special **VARICOSE VEINS TREATMENT CUPON**
Offer Valid until last of month, See Website

\$AVE **20% off** Per package!
Best of all at "Crown Medical Center"

30 years exclusively dedicated to Varicose Veins Treatment , Go to WWW. Crown Medical Center.com

✓ South Miami (305) 740-4444
✓ Miami Lakes (305) 820-5001
✓ Coral Springs (954) 255-1111

A Comprehensive Sclerotherapy Training Course

Get proven Artwork for advertising to increase your patient base



Based on 30 Years of Experience Performing Sclerotherapy and only Sclerotherapy

A. Mendoza ARNP
Director of Training Programas

Manual No 4

www.CopaVin.com

© All rights reserved





A comprehensive Training Course for Vein Center

Advanced Sclerotherapy Program

Advanced Sclerotherapy Seminar

www.CopaVin.com



CopaVin Medical Training



www.copavin.com

www.CopaVin.com

The Best Sclerotherapy Training Course you can get

Based on the practical experience of those who have ONLY done Sclerotherapy and Sclerotherapy alone for the past 30 Years

Learn :

- The 22 Sclerotherapy Injection Techniques of Sclerotherapy
- Walkthrough the complete Sclerotherapy Cycle
- Which are the common pitfalls of Sclerotherapy
- How to prepare a Treatment for Sclerotherapy
- Get the Pearls of the Sclerotherapy Practice

1st You will receive all Four Sclerotherapy Manuals



2nd you get the Complete Conference

All the Power points with the corresponding audio . It is like being in the class , but with the advantage that you can watch it over and over



You can watch Over and Over until you master the technique

3rd you get the Hands –On Videos



**Hands On Demonstration
Videos of Injection Techniques**



The 22 Injection Techniques For Sclerotherapy



You can watch Over and Over until you master the technique

Plus the Hands –On Videos


Sclerotherapy Technique Films

By CopaVin


Comes in a Flash Drive , Part of the Comprehensive Sclerotherapy Training Course




No 1 Best Syringe




No 2 Sclerotherapy Technique ATT



No 4 The Sissor Technique



No 5 Sclerotherapy Technique Angle




No 6 Sclerotherapy Sequence of Therapies



No 7 Sclerotherapy Technique Back and Fourth



No 8 Incorrect Pressure



No 9 Sclerotherapy Sample of Different Techniques



No 10 Putting Elastic Bandage




No 11 Sclerotherapy Homework Identify Incorrect...



No 12 Homework Identify Illness of Unattended Varicose Veins



No 12 The Sissor Technique



No 13 Putting Elastic Bandage



No 14 The First Visit Steps in Evaluation



No 15 Sclerotherapy Homework Identify Incorrect...



No 16 Problems in Sclerotherapy



No 17 What are the Most Common Complications in Sclerotherapy

You can watch it over and over

© WWW.Copavin.com



5th Included in the Course

You get Art Ready Marketing Materials for Sclerotherapy Practice to increase your patient Base

Spider & Varicose Veins Treatment Special !
Best of all with Crown Medical, 30yrs of experience

\$75
Only \$75.00 Per therapy call for details

Www. Crown Medical Center . Com
The Experience you can trust

South Florida Locations
South Miami (305) 740-4444
Miami Lakes (305) 820-5001
Coral Springs (954) 255-1111

Before
After

QR code

The experience you can trust
[www . Crown Medical Center .Com](http://www.CrownMedicalCenter.Com)

Save with this Special **VARICOSE VEINS TREATMENT CUPON**
Offer Valid until last of month, See Website

SAVE 20% off Per package!
Best of all at "Crown Medical Center"

30 years exclusively dedicated to Varicose Veins Treatment , Go to WWW. Crown Medical Center.com

South Miami (305) 740-4444
Miami Lakes (305) 820-5001
Coral Springs (954) 255-1111

6th you get

You get Sclerotherapy Certification sample with a Exam Ready , with all the question that you need to know to have full command of this procedure . To implement in your center

Sclerotherapy Certification



5th Your own evaluation

You get Sclerotherapy Exam Ready with illustration and photos, with all the question that you need to know to have full command



Case No 1

What went wrong in this sclerotherapy ?

Indicated by the yellow arrows ?

www.CopaVin.com

CopaVin
Evidence Based
Medical Training



Copavin Sclerotherapy Seminars



Case No 9

What went wrong in this sclerotherapy

www.CopaVin.com

A true comprehensive , Step by Step Sclerotherapy Course



A step by step
Guide to Sclerotherapy

SCLEROTHERAPY MANUAL TOC




Crown Medical presents their Book, & Courses in the same logical order in which each task occurs when treating a patient's varicose disease. Each chapter tackles a milestone within the:

“The Sclerotherapy Cycle”

CROWN MEDICAL

Medical Evaluation of Spider and Varicose Veins



A Comprehensive Sclerotherapy Training Course

This is a true comprehensive training course on Sclerotherapy consist of four Medical Manual, which constitute a Methodology or Medical Protocol on Sclerotherapy. It is practical and concise, it will guide you step by step, through the complete cycle of Sclerotherapy.

This methodology is based on the practical and objective experience of more than 30 years of many Doctors, therapists and administrators dedicated exclusively and entirely to the treatment of varicose veins, having treated thousands of patients of all nationalities and ethnicities in the U.S.




A. Mendoza ARNP
Director Training Programs
www.CopaVin.com

A Protocol Manual

CROWN MEDICAL

How Do Sclerotherapy

The Injection Techniques for Spider & Varicose Veins

This is a true comprehensive training course on Sclerotherapy consist of four Medical Manual, which constitute a Methodology or Medical Protocol on Sclerotherapy. It is practical and concise, it will guide you step by step, through the complete cycle of Sclerotherapy.

This methodology is based on the practical and objective experience of more than 30 years of many Doctors, therapists and administrators dedicated exclusively and entirely to the treatment of varicose veins, having treated thousands of patients of all nationalities and ethnicities in the U.S.

A. Mendoza ARNP
Director of Training Programs
www.CopaVin.com

A Comprehensive Sclerotherapy Training Course

CROWN MEDICAL

Sclerotherapy Complications Treatments




How to Avoid Mistakes in Sclerotherapy

This is a true comprehensive training course on Sclerotherapy consist of four Medical Manual, which constitute a Methodology or Medical Protocol on Sclerotherapy. It is practical and concise, it will guide you step by step, through the complete cycle of Sclerotherapy.

This methodology is based on the practical and objective experience of more than 30 years of many Doctors, therapists and administrators dedicated exclusively and entirely to the treatment of varicose veins, having treated thousands of patients of all nationalities and ethnicities in the U.S.


www.CopaVin.com
Manual No 3

A. Mendoza ARNP
Director of Training Programs

A Comprehensive Sclerotherapy Training Course

CROWN MEDICAL

The Front Desk Manual for Sclerotherapy Practice



- ✓ How to control the Sclerotherapy Process : " Sclerotherapy Progress Report & Evaluation"
- ✓ Medical Supplies List needed for the Sclerotherapy Practice
- ✓ Artwork ready to go for the Vein Practice
- ✓ Medical Forms needed for the Sclerotherapy Practice

This book is the result of more than 30 years of practical experience, in the administration of Medical Offices, through the USA of Varicose Veins Facilities.

The Front Desk is the face of the Doctor, It covers all the information you need to correctly manage and control your practice, while protecting you and your employees. Knowing what to say, how to say is of vital importance for the growth & safeguard of your practice, a task which should not be improvised. But carefully planned, You never have a second chance to give a good first impression.

Manual No 4
www.CopaVin.com

A. Mendoza ARNP
Director of Training Programs

TESTIMONIALS FROM YOUR COLLEAGUES



Crown Medical conducts post seminar surveys in order to maintain the utmost quality in our courses, and incorporates any and all suggestions that may arise. We conducted these surveys by groups in three phases, immediately after the seminar, six months after, and a year after. These are some of the most typical comments expressed by our students:

COMMENTS

"I can't believe I didn't do this sooner, I've missed out on a lot of time with my family, and money".

"I didn't know you could bill Medicare and some insurance companies."

"After I took all the courses on performing Sclerotherapy, my life changed for the better."



"I was thinking this course would be the same as all other CME's, but Crown Medical made it easy and interesting. I found the practical application and teaching methods to be very helpful." Impressive.

"As an RN I'm glad I took this course it has opened many doors for me". Now I have many Doctors call me to work for them. They want my Sclerotherapy expertise"



"Where were you guys? My only regret is not having done this course before"

"I wish all my returns on investments were as solid as my decision to take your course. Thank you to Dr. Mason and Crown Medical"

"Thanks for the class. As a Physician Assistant I can't believe I didn't take it before. It was 100% better than I thought, not only because of the presentations and materials but the didactics as well, you can tell the experience the professor has"

"The only regret I have is not bringing my staff with me to the course, But now since everybody is trained, I can go on vacation and relax"

Web Site [www.CopaVin .Com](http://www.CopaVin.Com)

www.CopaVin.com

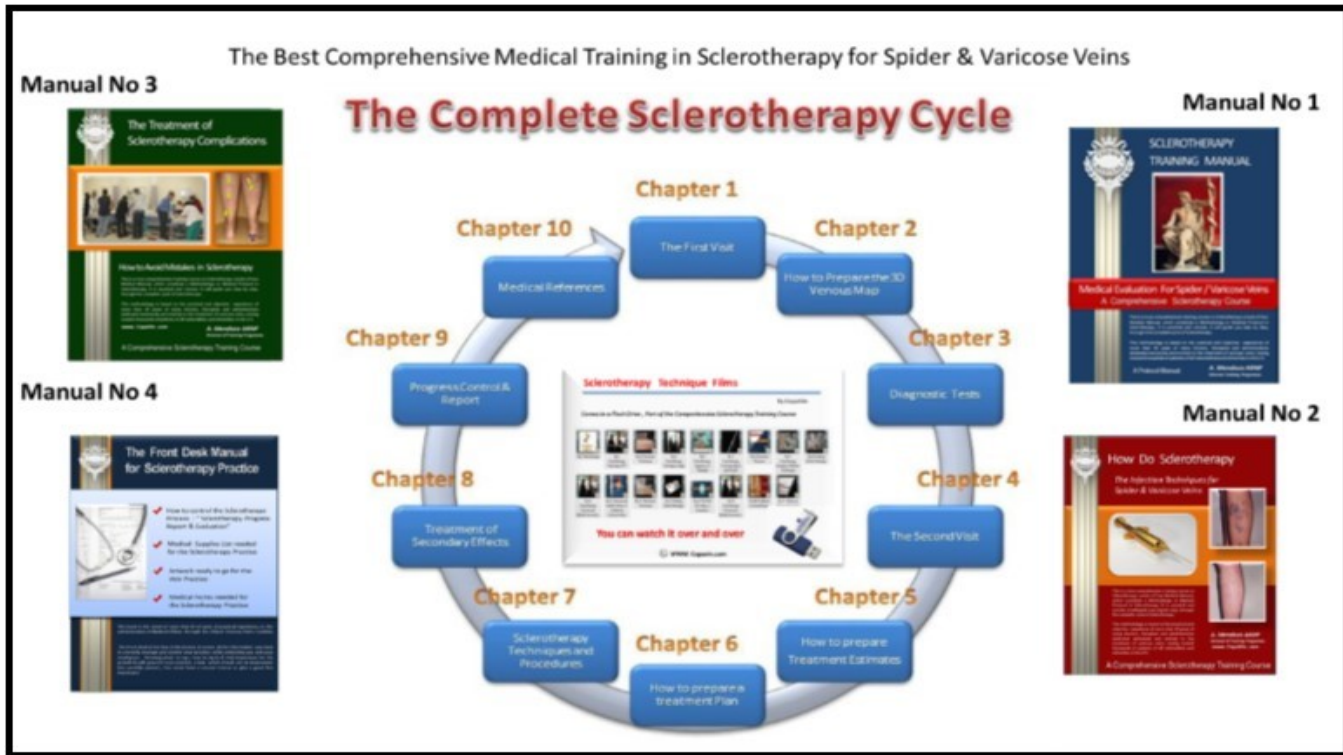
[www.CopaVin . com](http://www.CopaVin.com)

Best Sclerotherapy Course available



Sclerotherapy Training Course

Based on the practical experience of those who have been doing sclerotherapy for the past 30 Years, and ONLY sclerotherapy



Manual No1 : **Medical Evaluation of Varicose Veins of the Lower Extremities** 175 pages divided into 6 chapters, Differential Diagnosis, Vascular Testing, Vein Classification, 2nd Visit , Treatment Plan and Treatment Estimate, Venous Mapping.

Manual No2 : This manual teaches you **How to perform Sclerotherapy** for Varicose Veins of the Lower Extremities It is a 222 Pages Manual divided - into five Chapters It gives you a detail description on how to perform the actual injection, It gives you the Tips and Pearls of the practice , It teaches How to avoid common mistakes when performing this procedure. It also gives you the Sclerotherapy protocol to follow when doing Sclerotherapy .

Sclerotherapy Injection Techniques Videos : A set of 10 videos explaining different topics of performing Sclerotherapy, Including the ATT technique, The seesaw technique etc. Included with the manual HOW TO DO SCLEROTHERAPY

Manual No 3 : **The Treatment of Sclerotherapy complication** , A must have manual , for the person that practices Sclerotherapy . It teaches you How to avoid mistakes in Sclerotherapy . It is a 125 Pages divided - into 2 Chapters Which explain the different treatment of Sclerotherapy complications , and How to control the progress of the Sclerotherapy

Manual No4 : **The Front Desk Manual for the Practice of Sclerotherapy** . It gives you all the basic Management Elements required to control and implement the Vein Practice, From Marketing Sample ready to go, to Medical Reference need for Sclerotherapy , To Medical Control Forms . Is like a management protocol manual that will save lots of headache.



Sclerotherapy Training



Learn with those that have been doing sclerotherapy
and **ONLY** sclerotherapy for the pass 30 years

[www.CopaVin . Com](http://www.CopaVin.Com)